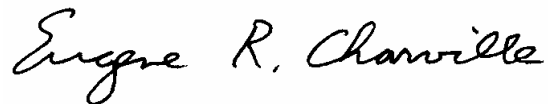



# SECOND QUARTER 2008

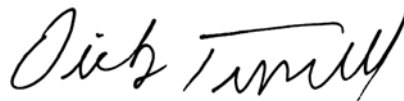
Management's Discussion and Analysis of Financial Condition and Results of Operations.....	2
Consolidated Financial Statements	
Consolidated Balance Sheets.....	4
Consolidated Statements of Income.....	5
Consolidated Statements of Changes in Members' Equity.....	6
Notes to the Consolidated Financial Statements.....	7



Eugene R. Charville  
Chief Executive Officer



David W. Corum  
Chief Financial Officer



Dick Tunnell  
Chairman of the Board

July 28, 2008

# Management's Discussion and Analysis of Financial Condition and Results of Operations

*(dollars in thousands)*

The following commentary reviews the financial condition and results of operations of AgCarolina Financial (Association) for the six months ended June 30, 2008. These comments should be read in conjunction with the accompanying financial statements, notes to the financial statements and the 2007 annual report of the Association.

## **LOAN PORTFOLIO**

The Association provides funds to farmers, rural homeowners, and farm-related businesses for financing of short and intermediate-term loans and leases and long-term real estate mortgage loans. Predominant commodities in the portfolio are tobacco, cotton, and hogs, which constitute \$437,113, or 49 percent, of the loan portfolio as of June 30, 2008. Other major farm commodities include forestry, poultry, landlords, and farm services. Farm size varies and many of the borrowers in the region have diversified farming operations. This factor, along with the numerous opportunities for non-farm income in the area, somewhat reduces the level of dependency on a given commodity.

The net loan volume of the Association as of June 30, 2008, was \$882,577, an increase of \$104,242 or 13.39 percent as compared to \$778,325 at December 31, 2007. Net loans accounted for 88.71 percent of total assets at June 30, 2008 as compared to 86.04 percent of total assets at December 31, 2007. The increase in net loan volume during the reporting period is primarily attributed to an increased demand for loans and from seasonal lending. The short-term portfolio, which is heavily influenced by operating-type loans, normally reaches a peak in August and declines in the fall months as farm commodities are marketed and proceeds are applied to the operating loans.

There is an inherent risk in the extension of any type of credit. Portfolio credit quality continues to be maintained at an acceptable level, however, and credit administration remains satisfactory. Nonaccrual loans increased from \$2,220 at December 31, 2007 to \$5,515 at June 30, 2008, for an increase of 148.42 percent. Association management maintains an allowance for loan losses in an amount considered sufficient to absorb possible losses in the loan portfolio based on current and expected future conditions. The allowance for loan losses at June 30, 2008 was \$6,883 as compared to \$6,877 at December 31, 2007 and was considered by management to be adequate to cover possible losses. The ratio of the allowance for loan losses to loans at June 30, 2008 was 0.78 percent.

## **OTHER INVESTMENTS**

Other investments include tobacco buyout Successor-in-Interest Contracts (SIIC) which come under the FCA's Mission

Related Investments. Under the SIIC, the tobacco quota holders and producers may assign their rights to receive tobacco buyout contract payments to a third party. The third party, or successor, purchases the entire contract and all related rights and obligations associated with the contract. As of June 30, 2008 the Association held tobacco buyout SIIC of \$65,235, a decrease of \$1,704, or 2.55%, as compared to \$66,939 as of December 31, 2007.

## **RESULTS OF OPERATIONS**

### ***For the three months ended June 30, 2008***

Net income for the three months ended June 30, 2008 totaled \$4,633, an increase of \$146, or 3.25 percent, as compared to the same period of 2007. The primary reason for the increase in net income is due to an increase in noninterest income. At June 30, 2008, total interest income decreased by \$1,738 compared to March 31, 2007. The decrease in interest income is due to the general decrease in interest rates as compared to the same period in 2007.

Interest income from nonaccrual loans was \$49 for the three months ended June 30, 2008, a decrease of \$123 over the same period of 2007. Interest expense decreased \$1,713 for the three months ended June 30, 2008, as compared to the comparable period of 2007. The decrease in interest expense is attributed to the increase in preferred stock as an alternative source of funding, and from the general decline in interest rates.

Noninterest income for the three months ended June 30, 2008 totaled \$2,495 as compared to \$2,267 for the same period of 2007, an increase of \$228. The increase is primarily due to increases in loan fees and equity in earnings of other Farm Credit institutions.

Noninterest expense for the three months ended June 30, 2008 was \$3,451, an increase of \$55 as compared to the same period of 2007. The major components of noninterest expense are salaries and employee benefits, occupancy and equipment expenses, and general operating expenses. Salaries and employee benefits totaled \$2,267 for the three months ended June 30, 2008, for an increase of \$11, or 0.49 percent, as compared to the same period of 2007.

### ***For the six months ended June 30, 2008***

Net income for the six months ended June 30, 2008 totaled \$9,460, an increase of \$646, or 7.33 percent, as compared to the same period of 2007. The primary reason for the increase in net income is due to an increase in noninterest income. At June 30, 2008, total interest income decreased by \$1,438 compared to the same period in 2007. The decrease in interest income is due to the general decrease in market interest rates as compared to the same period in 2007.

Interest income from nonaccrual loans was \$103 as of June 30, 2008, a decrease of \$119 from the same period of 2007. Interest expense decreased \$1,788 for the first six months in 2008, as compared to the comparable period of 2007. The decrease in interest expense is also attributed to the decrease in interest rates.

Noninterest income for the six months ended June 30, 2008 totaled \$5,620 as compared to \$4,831 for the same period of 2007, an increase of \$789. The increase is primarily due to an increase in loan fees.

Noninterest expense for the six months ended June 30, 2008 was \$7,157, an increase of \$491 as compared to the same period of 2007. The major component of noninterest expense is salaries and employee benefits. Salaries and employee benefits totaled \$4,548 for the six months ended June 30, 2008, for an increase of \$189, or 4.34 percent, as compared to the same period of 2007.

## LIQUIDITY AND FUNDING SOURCES

### *Liquidity*

Liquidity management is the process whereby funds are made available to meet all financial commitments including the extension of credit, payment of operating expenses and payment of debt obligations. The Association receives access to funds through its borrowing relationship with AgFirst Farm Credit Bank (Bank) and from income generated by operations. Sufficient liquid funds have been available to meet all financial obligations.

### *Funding Sources*

The principal source of funds for the Association is the borrowing relationship established with the Bank through a General Financing Agreement. The General Financing Agreement utilizes the Association's credit and fiscal performance as criteria for establishing a line of credit on which the Association may draw funds. The funds are advanced by the Bank to the Association in the form of notes payable. The notes payable are segmented into variable rate and fixed rate sections. The variable rate note is utilized by the Association to fund variable rate loan advances and operating funds requirements. The fixed rate note is used specifically to fund fixed rate loan advances made by the Association. The total notes payable to the Bank at June 30, 2008 was \$841,837 as compared to \$745,813 at December 31, 2007. The 12.88 percent increase during the period is primarily attributed to seasonal lending.

The Association has no lines of credit outstanding with third parties as of June 30, 2008.

## CAPITAL RESOURCES

Total members' equity at June 30, 2008, increased 8.94 percent to \$138,557 from the December 31, 2007, total of \$127,182. The increase is attributed to the increase in retained earnings and capital stock. Total capital stock and participation certificates were \$14,227 on June 30, 2008, as compared to \$12,092 on December 31, 2007. The increase in capital stock resulted primarily from an increase in preferred stock during the quarter. As of June 30, 2008 the Association had \$11,221 of preferred stock outstanding as compared to

\$9,115 as of December 31, 2007.

Farm Credit Administration (FCA) regulations require all Farm Credit institutions to maintain minimum permanent capital, total surplus and core surplus ratios. These ratios are calculated by dividing the Association's permanent capital, total surplus and core surplus as defined in FCA regulations, by a risk-adjusted asset base. As of June 30, 2008, the Association's total surplus ratio and core surplus ratio were 13.12 percent and 12.53 percent, respectively, and the permanent capital ratio was 14.88 percent. All three ratios were well above the minimum regulatory ratios of 7.00 percent for permanent capital and total surplus ratios and 3.50 percent for the core surplus ratio.

**NOTE:** Shareholder investment in the Association could be affected by the financial condition and results of operations of AgFirst Farm Credit Bank. Copies of AgFirst's annual and quarterly reports are available upon request free of charge by calling 1-800-845-1745, ext. 378, or writing Stephen Gilbert, AgFirst Farm Credit Bank, P.O. Box 1499, Columbia, SC 29202. Information concerning AgFirst Farm Credit Bank can also be obtained at their website, [www.agfirst.com](http://www.agfirst.com). Copies of the Association's annual and quarterly reports are also available upon request free of charge by calling 1-919-250-9500, writing Linda Strickland, AgCarolina Financial, ACA, P. O. Box 14789, Raleigh, NC 27620, or accessing the website, [www.agcarolina.com](http://www.agcarolina.com). The Association prepares a quarterly report within 40 days after the end of each fiscal quarter, except that no report need be prepared for the fiscal quarter that coincides with the end of the fiscal year of the institution.

*AgCarolina Financial, ACA*  
**Consolidated Balance Sheets**

<i>(dollars in thousands)</i>	<b>June 30, 2008</b> <i>(unaudited)</i>	<b>December 31, 2007</b> <i>(audited)</i>
<b>Assets</b>		
Cash	\$ 409	\$ 2,675
Loans	889,460	785,202
Less: allowance for loan losses	6,883	6,877
Net loans	882,577	778,325
Other investments	65,235	66,939
Accrued interest receivable	14,101	19,897
Investment in other Farm Credit institutions	12,391	12,391
Premises and equipment, net	8,408	8,734
Due from AgFirst Farm Credit Bank	2,927	6,813
Other assets	8,817	8,785
Total assets	\$ 994,865	\$ 904,559
<b>Liabilities</b>		
Notes payable to AgFirst Farm Credit Bank	\$ 841,837	\$ 745,813
Accrued interest payable	3,002	3,649
Patronage refund payable	96	7,318
Other liabilities	11,373	20,597
Total liabilities	856,308	777,377
Commitments and contingencies		
<b>Members' Equity</b>		
Capital stock and participation certificates	14,227	12,092
Retained earnings		
Allocated	56,670	56,644
Unallocated	67,660	58,446
Total members' equity	138,557	127,182
Total liabilities and members' equity	\$ 994,865	\$ 904,559

*The accompanying notes are an integral part of these financial statements.*

*AgCarolina Financial, ACA*

# Consolidated Statements of Income

*(unaudited)*

<i>(dollars in thousands)</i>	For the three months ended June 30,		For the six months ended June 30,	
	2008	2007	2008	2007
<b>Interest Income</b>				
Loans	\$ 13,568	\$ 15,356	\$ 27,781	\$ 29,317
Other	946	896	1,835	1,737
Total interest income	14,514	16,252	29,616	31,054
<b>Interest Expense</b>				
Notes payable to AgFirst Farm Credit Bank	8,923	10,636	18,617	20,405
Net interest income	5,591	5,616	10,999	10,649
Provision for (reversal of allowance for) loan losses	—	—	—	—
Net interest income after provision for (reversal of allowance for) loan losses	5,591	5,616	10,999	10,649
<b>Noninterest Income</b>				
Loan fees	890	749	2,337	1,781
Fees for financially related services	62	58	235	269
Equity in earnings of other Farm Credit institutions	1,530	1,404	2,925	2,687
Gains (losses) on sale of rural home loans, net	17	(5)	24	(4)
Other noninterest income	(4)	61	99	98
Total noninterest income	2,495	2,267	5,620	4,831
<b>Noninterest Expense</b>				
Salaries and employee benefits	2,267	2,256	4,548	4,359
Occupancy and equipment	253	254	541	517
Insurance Fund premium	309	282	593	544
Other operating expenses	622	604	1,475	1,246
Total noninterest expense	3,451	3,396	7,157	6,666
Income before income taxes	4,635	4,487	9,462	8,814
Provision (benefit) for income taxes	2	—	2	—
Net income	\$ 4,633	\$ 4,487	\$ 9,460	\$ 8,814

*The accompanying notes are an integral part of these financial statements.*

*AgCarolina Financial, ACA*

# Consolidated Statements of Changes in Members' Equity

*(unaudited)*

*(dollars in thousands)*

	<b>Capital Stock and Participation Certificates</b>	<b>Retained Earnings</b>		<b>Total Members' Equity</b>
		<b>Allocated</b>	<b>Unallocated</b>	
Balance at December 31, 2006	\$ 2,981	\$ 51,993	\$ 53,816	\$ 108,790
Net income			8,814	8,814
Capital stock/participation certificates issued/(retired), net	6,425			6,425
Dividends declared/paid	99		(99)	
Retained earnings retired		(1)		(1)
Patronage distribution adjustment		176	(294)	(118)
Balance at June 30, 2007	<u>\$ 9,505</u>	<u>\$ 52,168</u>	<u>\$ 62,237</u>	<u>\$ 123,910</u>
Balance at December 31, 2007	\$ 12,092	\$ 56,644	\$ 58,446	\$ 127,182
Net income			9,460	9,460
Capital stock/participation certificates issued/(retired), net	1,932			1,932
Dividends declared/paid	203		(203)	-
Patronage distribution adjustment		26	(43)	(17)
Balance at June 30, 2008	<u>\$ 14,227</u>	<u>\$ 56,670</u>	<u>\$ 67,660</u>	<u>\$ 138,557</u>

*The accompanying notes are an integral part of these financial statements.*

# Notes to the Consolidated Financial Statements

(dollars in thousands, except as noted)  
(unaudited)

## NOTE 1 – ORGANIZATION AND SIGNIFICANT ACCOUNTING POLICIES

The accompanying financial statements include the accounts of AgCarolina Financial, ACA (the Association). A description of the organization and operations of the Association, the significant accounting policies followed, and the financial condition and results of operations as of and for the year ended December 31, 2007, are contained in the 2007 Annual Report to Shareholders. These unaudited second quarter 2008 consolidated financial statements should be read in conjunction with the 2007 Annual Report to Shareholders.

The accompanying consolidated financial statements contain all adjustments necessary for a fair presentation of the interim financial condition and results of operations and conform with generally accepted accounting principles (GAAP) and prevailing practices within the banking industry. The results for the six months ended June 30, 2008 are not necessarily indicative of the results to be expected for the year ending December 31, 2008.

Certain amounts in the prior period's consolidated financial statements may have been reclassified to conform to the current period's consolidated financial statement presentation. Such reclassifications had no effect on the prior period net income or total capital as previously reported.

The Association maintains an allowance for loan losses in accordance with GAAP. The loan portfolio is reviewed quarterly to determine the adequacy of the allowance for losses. As of June 30, 2008, the allowance for losses is adequate in management's opinion to provide for possible losses on existing loans.

In December 2007, the Financial Accounting Standards Board issued Statements of Financial Accounting Standards No. 141R, "Business Combinations" (SFAS 141R). SFAS 141R requires business combinations to be accounted for under the acquisition method of accounting (previously called the purchase method). The acquisition method requires (a) identifying the acquirer, (b) determining the acquisition date, (c) recognizing and measuring the identifiable assets acquired, the liabilities assumed, and any noncontrolling interest in the acquiree, at their acquisition date fair values, and (d) recognizing and measuring goodwill or a gain from a bargain purchase. SFAS 141R should be applied prospectively to business combinations for which the acquisition date is on or after the beginning of the first annual reporting period beginning on or after December 15, 2008.

Early application is prohibited. The Association is still evaluating the provisions of SFAS 141R, but believes that its adoption will significantly impact its accounting for combinations/acquisitions that may occur in 2009 and beyond.

## NOTE 2 – ALLOWANCE FOR LOAN LOSSES

An analysis of the allowance for loan losses follows:

	For the six months ended June 30,	
	2008	2007
Balance at beginning of period	\$ 6,877	\$11,046
Provision for (reversal of) loan losses	–	–
Loans (charged off), net of recoveries	6	9
Balance at end of period	<u>\$ 6,883</u>	<u>\$11,055</u>

## NOTE 3 – EMPLOYEE BENEFIT PLANS

The following is a table of retirement and other postretirement benefit expenses for the Association:

	For the six months ended June 30,	
	2008	2007
Pension	\$ 224	\$ 353
401(k)	190	175
Other postretirement benefits	200	215
Total	<u>\$ 614</u>	<u>\$ 743</u>

The following is a table of retirement and other postretirement benefit contributions for the Association:

	Actual YTD Through 6/30/08	Projected Contributions For Remainder of 2008	Projected Total Contributions 2008
Pension	\$ –	\$ –	\$ –
Other postretirement benefits	155	185	340
Total	<u>\$ 155</u>	<u>\$ 185</u>	<u>\$ 340</u>

Market conditions could impact discount rates and return on plan assets which could change the above contribution projections by making additional contributions necessary before the next plan measurement date.